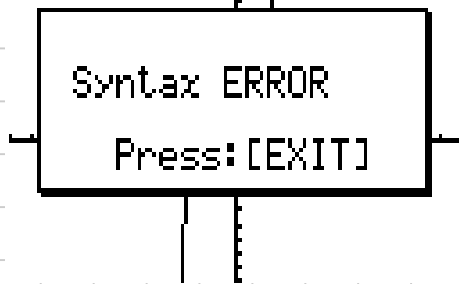


Handling Casio fx-9750/9860 Errors

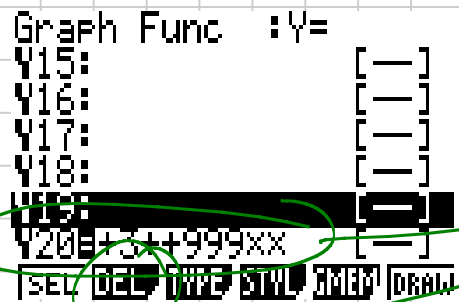
Note Title

2016-06-26

Graphing Errors



This is an error with an equation.

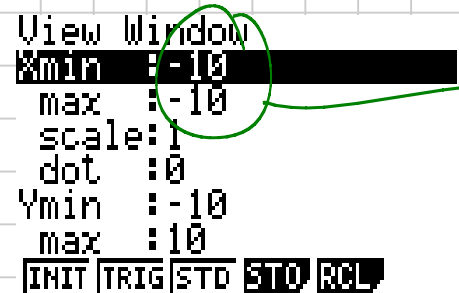


If you don't see an error, scroll down to check if an equation accidentally got entered.

Delete the equation or fix the syntax.



This problem happens when you incorrectly set the window.



To access the window, press "shift" then "f3".
Make sure you have $X_{min} < X_{max}$ and $Y_{min} < Y_{max}$.

```
Graph Func
Condition ERROR
Press:[EXIT]
Y6:
[SEL] [DEL] [TYPE] [STYL] [ZMEM] [DRAW]
```

This happens when no equation is selected for graphing or for tables.

```
Graph Func :Y=
Y1=-X^3+6
Y2:
Y3:
Y4:
Y5:
Y6:
[SEL] [DEL] [TYPE] [STYL] [ZMEM] [DRAW]
```

Scroll to a function that you want to graph.

```
Graph Func :Y=
Y1=-X^3+6
Y2:
Y3:
Y4:
Y5:
Y6:
[SEL] [DEL] [TYPE] [STYL] [ZMEM] [DRAW]
```

Then press 'f1' then graph.